

FlexiPath-Porous Surfacing

Composition

FlexiPath is a mixture of decorative stone aggregate and rubber granules, bound with a unique and immensely strong polyurethane binder. Mixed up and wet-laid on site, the polyurethane binder locks the aggregates together to provide a tough and hard-wearing surface which is both flexible and incredibly strong.

Base Construction

FlexiPath can either be laid at 25mm depth, when the sub base should be open textured tarmacadam or no fines concrete, or at 40mm depth, when it can be laid directly onto well a well prepared aggregate foundation.

25mm depth

See drawing - cross section FlexiPath 25mm

- Excavate area to required depth (depth will vary according to ground conditions).
- Provide suitable edge detail. This could be precast concrete, brick, timber, steel etc.
- Install free draining aggregate (minimum 100mm depth).
- Install 35mm depth of 10mm open textured macadam.
- Allow a curing period for the macadam before installing the FlexiPave.

40mm depth cross section

See drawing - Flexipath 40mm onto stone

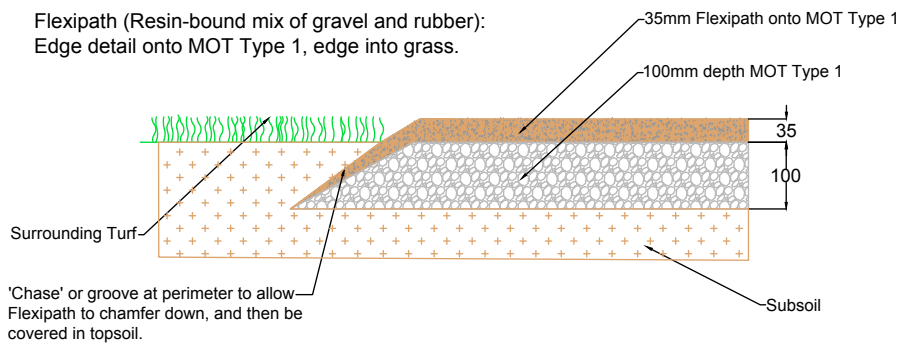
- Excavate area to required depth (depth will vary according to ground conditions).
- Provide suitable edge detail. This could be precast concrete, brick, timber, steel etc. Alternatively, if the installation is within a grassed area it may not be necessary to install an edging, but simply allow the surrounding grass to butt up to the FlexiPath to create a free draining and very natural looking surface.
- Install free draining aggregate (minimum 100mm depth).

Repairs and Maintenance

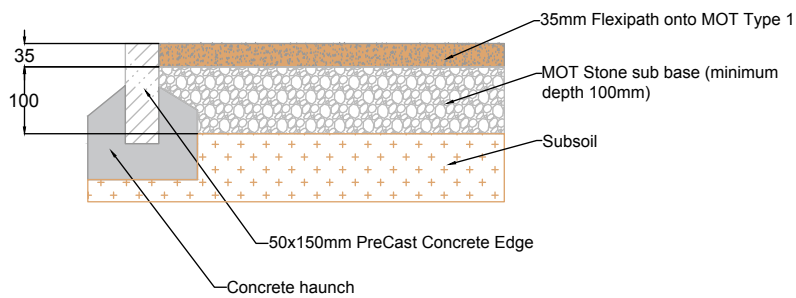
If weed growth occurs within the FlexiPath, treat with a glyphosate based weed killer.

Damaged surfaces can be patched. We recommend this is carried out as soon as possible to prevent the damaged area becoming any larger.

Flexipath (Resin-bound mix of gravel and rubber):
Edge detail onto MOT Type 1, edge into grass.



Flexipath (Resin-bound mix of gravel and rubber):
Edge detail onto MOT Type 1, Pre-cast Concrete edge



**Flexipath:
Edge detail onto MOT**

Drawn by L. Lewis - 14/01/2016

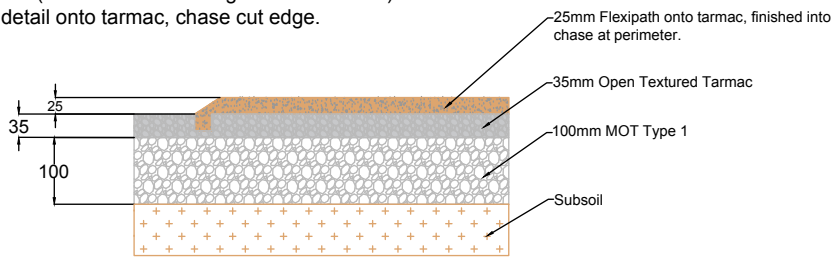
Draft Drawing - Layout Guide Only
Do not scale from drawing



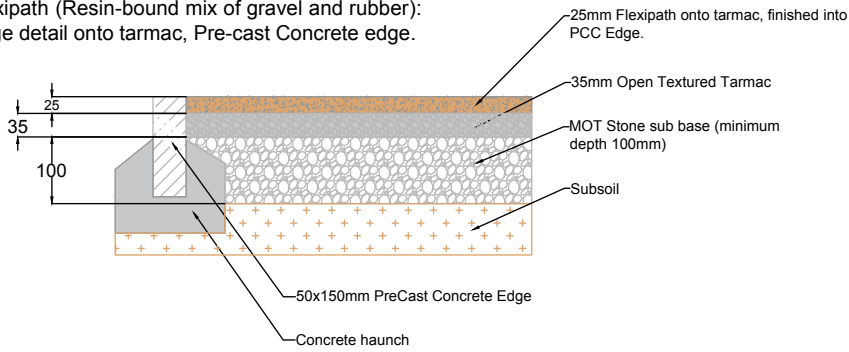
www.redlynchleisure.co.uk
Tel: 01249 444537
Fax: 01249 655002
info@redlynchleisure.co.uk

Redlynch Leisure
PO Box 1181
Chippenham
Wiltshire
SN15 3ZD

Flexipath (Resin-bound mix of gravel and rubber):
Edge detail onto tarmac, chase cut edge.



Flexipath (Resin-bound mix of gravel and rubber):
Edge detail onto tarmac, Pre-cast Concrete edge.



**Flexipath:
Edge detail onto tarmac.**

Drawn by L. Lewis - 14/01/2016

Draft Drawing - Layout Guide Only
Do not scale from drawing



www.redlynchleisure.co.uk
Tel: 01249 444537
Fax: 01249 655002
info@redlynchleisure.co.uk

Redlynch Leisure
PO Box 1181
Chippenham
Wiltshire
SN15 3ZD

Testing

FlexiPath drains at a rate of 80,000 litres per square metre per hour.

A full technical specification is available on request.

Contact us:

Tel 01249 444537

E-mail info@redlynchleisure.co.uk

Web <https://redlynchleisure.co.uk>